

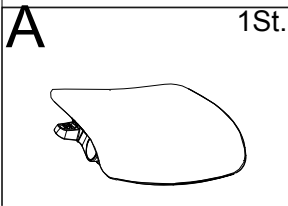


VALKENSTOL

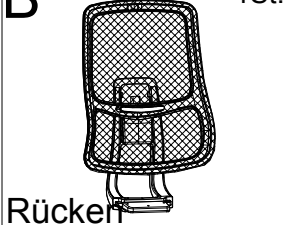
enjoy the comfort

MONTAGE ANLEITUNG VALKENSTOL M6

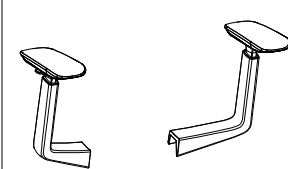
Bei weiteren Fragen sowie zur
Bedienung: www.valkenstol.de



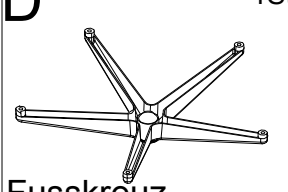
Sitzfläche



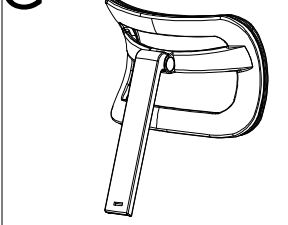
Rücken



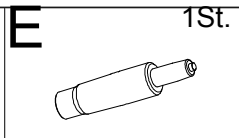
Armstützen



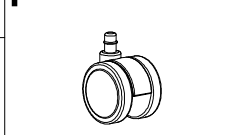
Fusskreuz



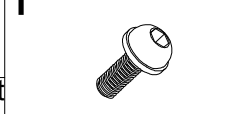
Kopfstütze



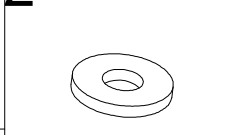
Gasdruckfeder



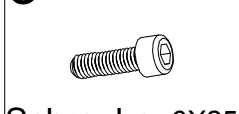
Rollen




Schrauben 6X20



Unterlegscheibe 6X16



Schraube 6X25



Fixierung

